

5018

Class D Guitar Power Amplifier



USER MANUAL
(UK)

CICOGNANI ENGINEERING

Via Faentina, 44 - 48013 - Brisighella (RA) Italy
Internet: www.cicognani.eu Mail: project@cicognani.eu
P.iva: 01277580393

USEFUL INFORMATION

5018 is a class D amplifier with a final stage that offers a maximum power of 60W RMS on impedance of 4Ohm. Small, light, compact, it integrates a pre-amplifier in JFET technology. The reasons that led me to use this formula are focused on the musicality of the product and the great feeling of similar use in the response to the most famous tube amplifiers.

THE PRE-AMPLIFIER in "cascode" technique proposes an amazing linearity of signal useful to guarantee great benefits of interfacing and transparency of the signal to other units.

TONE CONTROL includes three passive filters that act on the frequencies: 80Hz (low); 560Hz (middle); 5500Hz high.

EFFECT LOOP is "serial" with output buffer in order to allow a better adaptation result towards external units. This makes it possible to connect analog, digital and hybrid effects device to your liking.

POWER STAGE employs a class D digital module with PBTL configuration. Although the connection of a speaker with an impedance of 4 to 16Ohm is possible. The best performance of power and linearity can be identified in 4 and 8Ohm.

CAUTION!! the bridge ending provides exclusively direct connection to the cashier (**NO NEGATIVE SPEAKER TO GND**)

ALL AUDIO CONNECTIONS ARE OF A SINGLE 6.3mm JACK TYPE.

The Guru advises:

Use a "speaker" cable to connect loudspeaker with a minimum cross-section of 2X1mm. up to 5 meters.

The recommended power supply to guarantee the correct performance is with 24Vdc voltage (central positive) with 3 Ampere working current.

5018 is a guitar amplifier not a pedal effect: be very careful to connect the "SPEAKER" output **only and exclusively to a speaker**. Never connect the "SPEAKER" output to an input of another amplifier, pedal effect, mixer, computer, or similar units.

WARRANTY TERMS

The guarantee of CICOGNANI ENGINEERING products is two years from the purchase data except for the parts subject to wear and tear from the switches, buttons, relays that is one year. The thermionic valves, indicator lights, wiring cables are guaranteed for three months. Security is not a problem, but it's just a way of thinking, managing things to do and not thinking about presented to the carrier); damage from incorrect connections, with non-conforming modifications (altered / modified), with interfacing to malfunctioning devices.

The responsibility of CICOGNANI ENGINEERING is limited to repairing the product or replacing it. (Replacement at our choice)

CICOGNANI ENGINEERING will not be liable for damages resulting from failure to use the product, interrupted operation, commercial, incidental, consequential, transport or unsuitable packaging.

How to receive assistance: Send an email request to project@cicognani.eu in order to make agreements on how and where to send the product. The product must be sent together with a copy of the receipt / sales receipt together with which a description of the claimed fault is appreciated. I recommend to make a packaging suitable to well protect the product not including manuals, cables, effects or various accessories. The costs of labor and material under warranty will be charged to the CICOGNANI ENGINEERING.

Shipping and packing costs are the responsibility of the purchaser.

THE WARRANTY HAS VALIDITY IF THE PRODUCT IS A COPY OF THE RECEIPT OF SALE IN A WAY THAT ATTEND THE DATE OF PURCHASE

FCC RULES

This equipment has been tested and found to comply with the limits for a Class D digital device, pursuant to Part 15 of the FCC Rules. These limits are designed to provide reasonable protection against harmful interference in a residential installation. This equipment generates, uses, and can radiate radio frequency energy and, if not installed and used in accordance with the instructions, may cause harmful interference to radio communications. However, there is no guarantee that interference will not occur in a particular installation. If this equipment does not cause harmful interference to radio or television reception, you are encouraged to try to correct the interference by one or more of the following measures:

- 1) Re-orient or transfer the receiving antenna.
- 2) Increase the separation between the equipment and the receiver.
- 3) Connect the equipment into an outlet on a circuit different from that.
- 4) Consult the dealer or an experienced radio / TV technician.

Modifications not expressly approved by the manufacturer could void the user's authority to operate the equipment in accordance with FCC rules.


CICOGNANI ENGINEERING reserves the right to modify the technical characteristics and layout of the products at any time and without notice. This product is built to the rule of art and observes the technical requirements of the DirectivesEuropee 89/366EEC



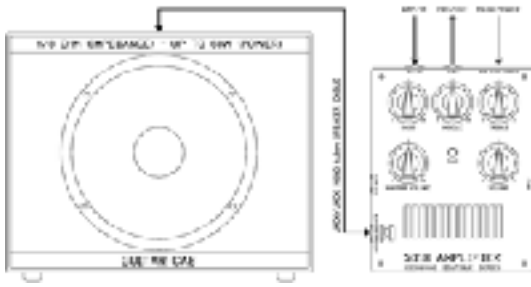
TECHNICAL FEATURES

POWER IN	12 TO 24VDC(POSITIVE TIP)
CONSUMPTION	MAX 3A TO 24VDC
INPUT IMPEDENCE	< 1 M Ohm
INPUT LEVEL	MAX 500mV
SEND IMPEDANCE	< 100 K Ohm
SEND LEVEL	< 250mVpp
RETURN IMPEDANCE	< 100 K Ohm
RETURN LEVEL	< 500mVpp
BASS FREQUENCY	80 Hz
MIDDLE FREQUENCY	560 Hz
TREBLE FREQUENCY	5500 Hz
MAX S/N RATIO	55db
MAX POWER OUT	60Wrms to 4 Ohm
IMPEDANCE OUT	4/8/16 Ohm (BST performance to 4/8 Ohm)
WEIGHT	0,3 Kg. (0,6 lib.)
WIDTH	94 mm. (3,7 in.)
LENGHT	120 mm. (4,7 in.)
HEIGHT (MAX)	45 mm. (1,770 in.)
EXTERNAL MUTE FOOTSWITCH	ON/OFF STABLE

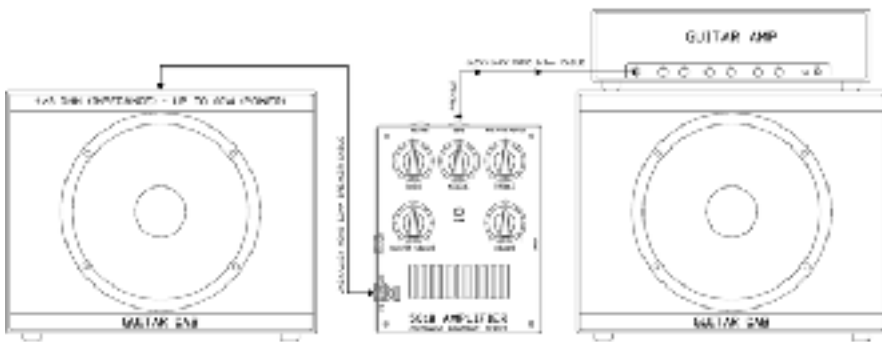
CONNECTIONS



EXTERNAL MUTE EXEMPLE CONNECTION

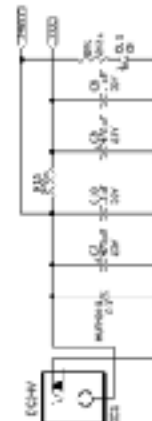
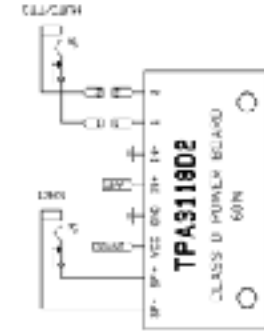
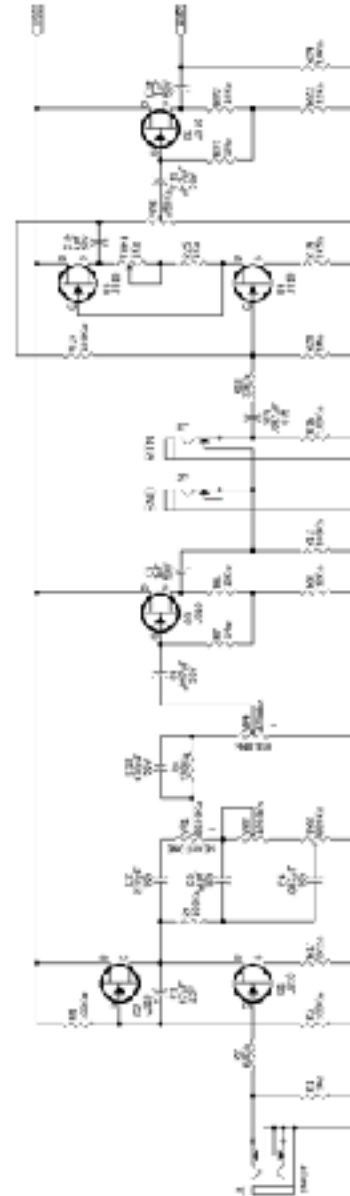


STANDARD CAB/ AMPLIFIER EXEMPLE CONNECTION



CAB/AMPLIFIER + STACK EXEMPLE CONNECTION

TECHNICAL DIAGRAM



COOBLAM ENGINEERING
 No. 10, Gopalapuram, Chennai - 600 086, India
 Phone: +91 44 2633 1111
 Email: info@cooblam.com

ALL RIGHTS RESERVED